



Office of Strategic Partnerships



THE SCHOOL DISTRICT OF
PHILADELPHIA

Results of the Partnerships Data Project: Aligning Community Partnerships with School Needs

Vivian Chang, Strategic Partnerships Coordinator VISTA

Ayana Lewis, Partnerships Coordinator

PHENND June Institute 2015

www.philaosp.weebly.com

partnerships@philasd.org

bit.ly/ospnewsletter

Overview

- The Office of Strategic Partnerships
- The Partnerships Data Project
 - Tools of the Data Project
 - Initial Findings
- In-depth
 - Impact Area: College Readiness and Success
 - University Partnerships and Partnership Highlights
- Discussion
 - Alignment and Partner Feedback

Office of Strategic Partnerships

- *“The School District of Philadelphia's Office of Strategic Partnerships (OSP) coordinates partner and volunteer resources to align them with the goals and priorities of Action Plan v3.0 and help create excellent schools.”*

The OSP

- We work with partners to connect them to schools and help create sustainable, impactful partnerships
- We listen to schools and their needs, working with them to find partnership resources and build capacity
- We serve as a liaison between external partners and internal departments at the District

The Partnerships Data Project

- Objective: Collect data to help connect schools and partners, and achieve equity across the District



BENEFITS FOR SCHOOLS

Direct Connections to Partners
Awareness of Available Resources
Empowerment to Seek Partnerships
Improved Partnerships Management
Centralized Information Tool

- 2 major tools of the Data Project: School Snapshot and Partnerships Census



BENEFITS FOR PARTNERS

Direct Connection to Schools
Increased Awareness of Program Offerings
Communication with Complementary Partners
Improved Partnerships Management

- Rolled out in fall 2014
- Upcoming 2015-2016 school year rollout

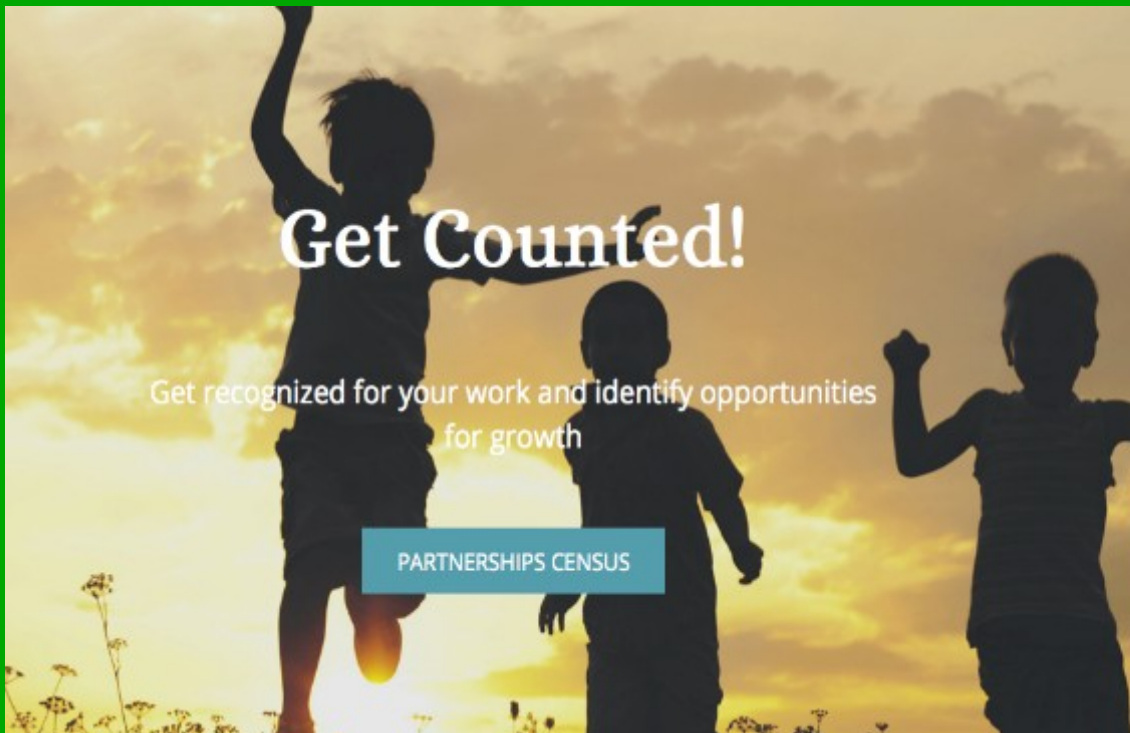
School Snapshot

- Survey completed by principals or staff in charge of coordinating partnerships
- School needs: wish list of partnerships resources & impact areas
- Current resources: partnership portfolio of programs, donors, and volunteers



Partnerships Census

- Survey for partners, with separate entries for each program they provide to schools



- What schools you are working with
- What impact areas the program addresses
- Opportunities for expansion

Findings from the Snapshot and Census

SNAPSHOT AND CENSUS

SNAPSHOT FINDINGS

TOP 5 NEED AREAS LISTED BY 132 SCHOOLS:

1. ACADEMIC SUPPORT
2. LITERACY
3. ATTENDANCE AND TRUANCY
4. PARENT AND COMMUNITY ENGAGEMENT
5. ARTS AND CULTURAL ENRICHMENT

MEDIAN NUMBER OF PARTNERS PER SCHOOL,
SELF-REPORTED: 6

CENSUS FINDINGS

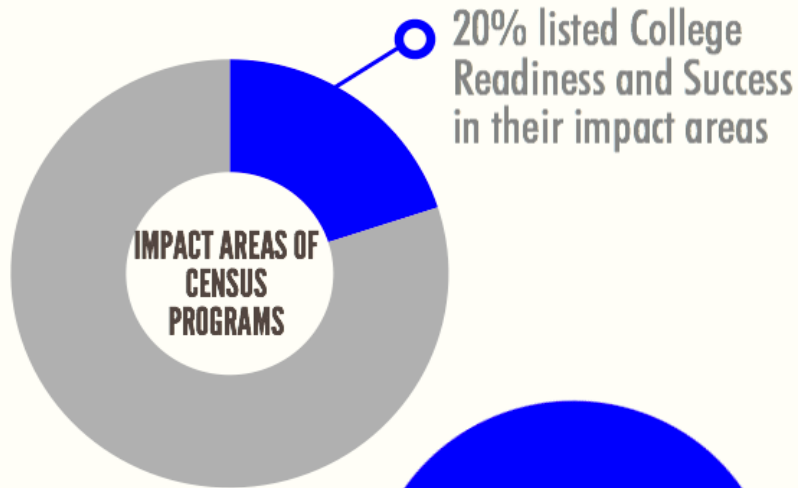
TOP 5 IMPACT AREAS LISTED IN THE CENSUS:

1. ARTS AND CULTURAL ENRICHMENT
2. STEM OR STEAM
3. LIFE AND PRACTICAL SKILLS DEVELOPMENT
4. COLLEGE READINESS AND SUCCESS
5. ACADEMIC SUPPORT

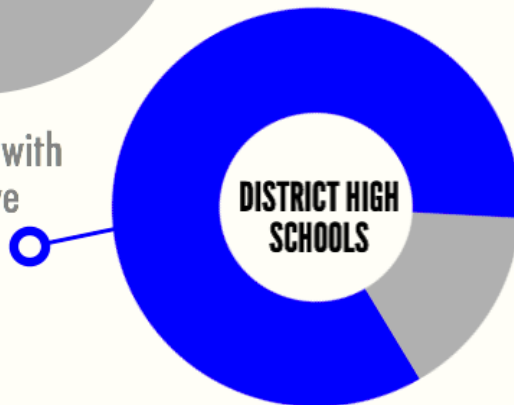
\$365,642,000 INVESTED IN SCHOOL-COMMUNITY
PARTNERSHIPS, SELF-REPORTED IN THE CENSUS

In-depth: College Readiness and Success

CENSUS FINDINGS



84% of schools with HS students have college access partners in the Census



COLLEGE READINESS AND SUCCESS CENSUS STATS

- 54 HIGH SCHOOLS ARE PARTNERED WITH A COLLEGE ACCESS PROGRAM IN THE CENSUS, OUT OF 65 SCHOOLS TOTAL
- 53 COLLEGE READINESS AND SUCCESS PROGRAMS
 - 28 PROVIDE ACADEMIC SUPPORTS
 - 35 INVOLVE MENTORING
 - 21 PROVIDE INTERNSHIP ASSISTANCE
 - 21 ENGAGE PARENTS AND FAMILIES
 - 5 INCLUDE TEST PREPARATION
- \$32,770,000 REPORTED IN PROGRAM FUNDS FOR COLLEGE READINESS AND SUCCESS

Partnerships Highlights

PARTNERSHIPS

UNIVERSITY PARTNERSHIPS

TOP FOCUSES:

1. STUDENT VOLUNTEERING/SERVICE-LEARNING
2. ACADEMIC SUPPORT
3. COLLEGE READINESS AND SUCCESS
4. STEM OR STEAM PROGRAMMING
5. YOUTH LEADERSHIP

PARTNERSHIP MATCH HIGHLIGHTS

PHENND PARTNERSHIPS COORDINATORS
PHILADELPHIA MUSEUM OF ART
OPERATION HOPE
NEED IN DEED

Q&A and Discussion



Thank You!



FOR MORE INFO, VISIT:
PHILAOSP.WEEBLY.COM



THE OFFICE OF
STRATEGIC
PARTNERSHIPS

SCHOOL DISTRICT OF PHILADELPHIA
